

**EXAMPLE CROPFORMATIONS**

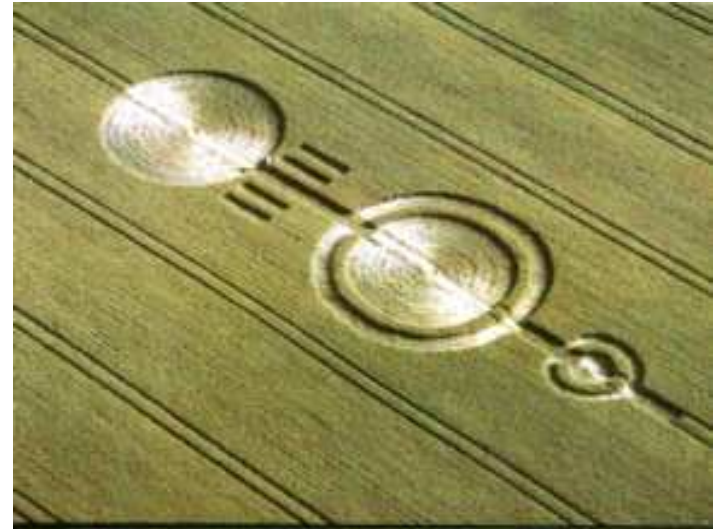
Some of the photographs illustrated here are from Peter Sorensen, with his kind permission.



**A Ring Formation Typical of the 1980's**



**The August, 1989 formation that denied all further theories about vortex causes. Photograph from Busty Taylor.**



**1990 formation that illustrates the beginning of more complex designs.**



**Whirling Pearls**



1999 Barby Crescents




1999 Beckhampton Knot



Crescent Formation taken by Colin Andrews




Basket Weave -- One of the most complex designs ever formed with obvious "weaving" of the grain.



This amazing 2000 formation was designed entirely of straight lines, drawn out to the circumference from the center of the formation, and from two inner circles, centered at the nodes. This formation well illustrates “magnetic lines of force” found in many text books.



This beaded octagonal formation had the symbol  $\pi$  located next to it. Many circle students were unwilling to accept that our Visitors would be so obvious.



This configuration was formed in the field next to Silbury Hill. Note the “point” of one of the stars “floating” away from its location. I propose that this malformation was intended to draw our attention to hoaxing, and make us examine more closely the execution of the designs. A triplet circle formation had appeared in this same field earlier in the month of July.



Another amazing formation.  
Woodborough Hill, nr Alton Priors, Wiltshire, August, 2000